

POPULAR

Music and Lyrics by
STEPHEN SCHWARTZ

Sweetly

Am Am/G D/F# G/B C(add9)

When - ev - er I see some - one less for - tu - nate than I— and let's

mp *colla voce*

Am Am/G D/F# G/B F(add9) F/Eb Eb Eb/Db Db

face it, who is - n't less for - tu - nate than I? —My ten - der heart tends to start to

C(add9) Am Am/G D/F# G/B C(add9)

bleed And when some - one needs a make - o - ver, I sim - ply have to take o - ver; I

Ab(add9)

Bb(add9)/Ab

Gsus2(add9)

G

Gm

C

know I know ex - act - ly what they need! And e - ven in your case, tho' it's the

colla voce

Am7

D/F#

Gm

Bb/Eb

tough - est case I've yet to face, — don't wor - ry, I'm de - ter - mined to suc -

Slowly

C(add9)

C

F/Bb

C(add9)

Dm7/G

G9

C

ceed Fol - low my lead and yes, in - deed you will be... ten. , N.C. , , ten. ,

rit. *colla voce* *ten.*

Bright and bubbly (♩ = $\frac{3}{4}$)

F

C


Bbsus2

F

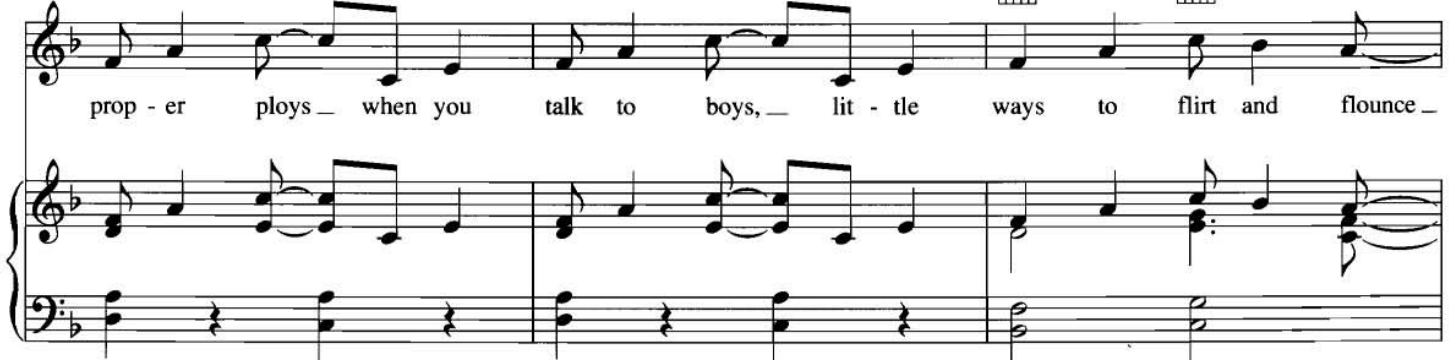
C/E

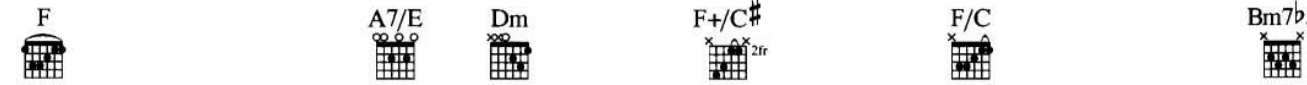
Pop - u - lar, — You're gon - na be pop - u - lar! I'll teach — you the

p




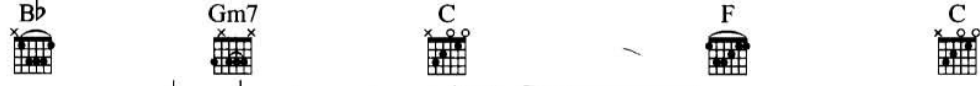
prop - er ploys — when you talk to boys, — lit - tle ways to flirt and flounce —






— I'll show you what shoes to wear, how to fix your hair, —






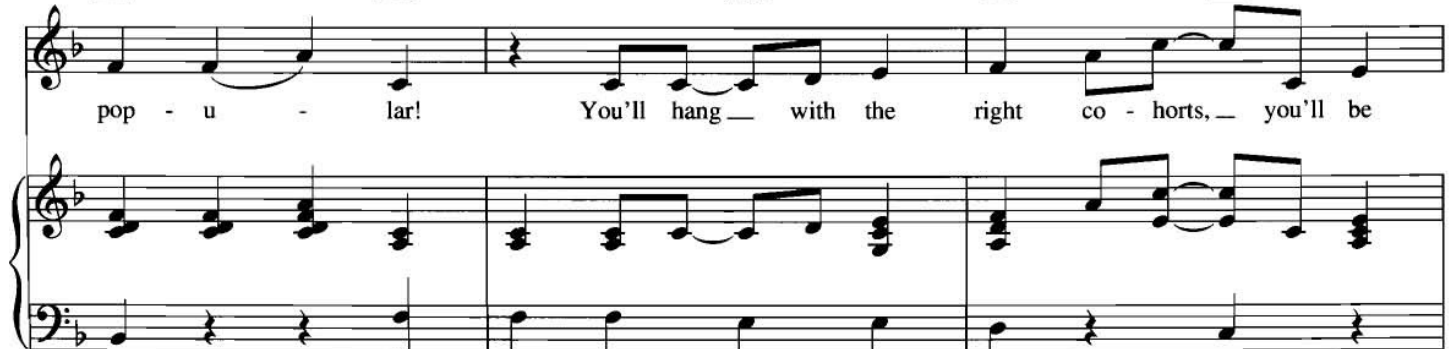
ev - 'ry - thing that real - ly counts — to be pop - u - lar! — I'll help — you be



staccato



pop - u - lar! You'll hang — with the right co - horts, — you'll be



Dm Am/C B♭maj7 C A7sus D
 good at sports, — know the slang you've got to know — So let's

Gm7 Gm7/B♭ Csus C F Gm7(no5) G#dim7 F/A
 start, 'cause you've got an aw - fully long — way to go! —

D♭ D♭(b5)/A♭ D♭ D♭(b5)/A♭ A♭maj7 N.C.
 Don't be of - fend - ed by my frank an - al - y - sis Think of it as per - son - al - i -

E♭6/9 D♭m7 D♭m6/A♭ D♭m7 D♭m6/A♭
 ty di - al - y - sis Now that I've cho - sen to be - come a pal, — a sis -

E \flat **B \flat m6/D \flat** **C**

- ter and ad - vis - er, there's no - bod - y wis - er, not when it comes to

F **C** **B \flat (add9)** **F**

pop - u - lar I know a - bout pop - u - lar!

C/E **Dm** **Am/C** **Dm** **Am/C**

And with an as - sist from me to be who you'll be, in -

B \flat maj7 **A7sus** **A7/C \sharp** **Dm** **F7/C** **B \flat** **Dm/A**

stead of drear - y who - you - were... are... There's noth - ing that can stop you from -

Gm7 C F N.C.

be - com - ing pop - u - lar... lar...

F C Bb(add9) F

La la la la

mf

Gm7 Bb Bb(add9)/C C F Gm7(no5) G#dim7 F/A







We're gon - na make you pop - u - lar!

cresc.


A Bm7(no5) Adim/C A/C# Dm A/E







When I see de - press - ing crea - tures with un - pre - pos - sess -

f

Dm/F  G  Am7(no5)  Gdim/Bb  G/B  C 


- ing fea - tures, I re - mind them on their own — be - half to








A  Bm7(no5)  Adim/C  A/C#  Dm  A/E 

think of cel - e - brat - ed heads of state — or 'spe - cially great — com -


straight 8ths -----






Dm/F  G  Am7(no5)  Gdim/Bb  G/B 


mu - ni - ca - tors... Did they have brains or knowl - edge?

straight 8ths -----



C  F  C 

Don't make me laugh! They were pop - u - lar — Please! It's all — a - bout



Bb(add9) F C/E Dm Am/C

pop - u - lar! It's not a - bout ap - ti - tude, it's the

Dm Am/C Bbmaj7 A7sus A7 Dm7 G9

way you're viewed, so it's ver - y shrewd to be

Gm7 Bb Csus C F

ver - y, ver - y pop - u - lar like me! And tho'

poco rall.

Freely

Dm Am/C Dm Am/C Bbmaj7 E7sus A7/G

you pro - test your dis - in - ter - est, I know clan - des - tine

mp colla voce

A tempo

ly You're gon - na grin and bear it your new - found pop - u - lar - it

Dm **G** **Gm7** **Bb** **Csus** **C**

Detailed description: This system contains the first line of music. It features a vocal line with lyrics, a guitar line with chord diagrams for Dm, G, Gm7, Bb, Csus, and C, and a piano accompaniment. The piano part includes a forte (f) dynamic marking and triplet rhythms in the bass line.

y La la la la

F **N.C.** **F** **C** **Bb(add9)** **F**

8va

Detailed description: This system contains the second line of music. It features a vocal line with lyrics and a guitar line with chord diagrams for F, N.C., F, C, Bb(add9), and F. The piano accompaniment includes a section marked *8va* (octave up) and consists of block chords in the right hand and a rhythmic bass line.

You'll be pop - u - lar Just not quite as pop - u - lar

Gm7 **Bb** **Gm7** **Bb** **Csus**

(8va) *loco*

Detailed description: This system contains the third line of music. It features a vocal line with lyrics and a guitar line with chord diagrams for Gm7, Bb, Gm7, Bb, and Csus. The piano accompaniment includes a section marked *(8va)* and *loco* (loco playing), with a triplet in the bass line.

as me!

C **F** **C** **Bb(add9)** **C** **F**

Detailed description: This system contains the fourth line of music. It features a vocal line with lyrics and a guitar line with chord diagrams for C, F, C, Bb(add9), C, and F. The piano accompaniment includes a triplet in the bass line and concludes with a double bar line.